


## APPAM 2019 Fall Research Conference:

### *Rising to the Challenge: Engaging Diverse Perspectives on Issues and Evidence*

**November 7 - 9, 2019 | Sheraton Denver Downtown Hotel | Denver, CO**


### How to Submit a Poster

1. Open the Call for Proposals page: <https://appam.confex.com/appam/2019/cfp.cgi>. Then, click 'Submit a Proposal' under the Poster option.



**41st Annual Fall Research Conference**

**Rising to the Challenge: Engaging Diverse Perspectives on Issues and Evidence**  
November 7-9, 2019  
Denver, CO



View, Resume, Edit or Withdraw a Single Paper or Poster Submission:

If you have already submitted a Single Paper or Poster title you may log in below using the proposal id number and password already provided to you:

Proposal ID#

Password

Login

View, Resume, Edit or Withdraw a Panel or Roundtable:

If you have already submitted a Panel, Roundtable or Workshop title you may log in below using the proposal id number and password already provided to you:

ID#

Password

Login

[Forgotten ID and password?](#)  
We will email it to you.

### Call for Proposals

**2019 APPAM Fall Research Conference**  
*Rising to the Challenge: Engaging Diverse Perspectives on Issues and Evidence*  
**November 9 - 11, 2019**  
**Denver, CO**

The 2019 APPAM Fall Research Conference will celebrate APPAM's 41st conference on November 7-9 at the Denver Sheraton in Denver, Colorado. This year's event will focus on celebrating differences among all viewpoints and how we can work together to improve the public policy field.

The current political context underscores the value of bringing together researchers and practitioners with a wide range of perspectives to engage the evidence and discuss how best to improve public policy. It is our hope that the conference theme, *Rising to the Challenge: Engaging Diverse Perspectives on Issues and Evidence*, will encourage a conference with conversations that reach across disciplinary, methodological and ideological divides. Proposals are now being accepted in [15 policy areas](#).

We are soliciting abstracts for (1) individual papers to be integrated into panels, (2) panels made up of 3-4 papers, (3) roundtables, (4) super sessions and (5) posters. Abstracts for individual papers and posters should be no more than 500 words; if a panel of papers is proposed, there should be a summary of each paper plus an overarching description of the panel and its importance. Descriptions for roundtables and super sessions should be no more than 500 words, plus a listing of participants and a summary of their contributions. For more information on submission types, please visit the [APPAM website](#).

[Begin a submission to the following:](#)

**SINGLE PAPER SUBMISSION**  
*Deadline for Submissions: Thursday, April 11, 2019 11:59 pm PST*

Submit a Proposal

**PANEL**  
*Deadline for Submissions: Thursday, April 11, 2019 11:59 pm PST*

Submit a Panel

**ROUNDTABLE**  
*Deadline for Submissions: Thursday, April 11, 2019 11:59 pm PST*

Submit a Roundtable

**SUPER SESSION**  
*Deadline for Submissions: Thursday, April 11, 2019 11:59 pm PST*

Submit a Super Session

**POSTER**  
*Deadline for Submissions: Thursday, April 11, 2019 11:59 pm PST*

Submit a Proposal

2. **Primary Policy Area:** You will be asked to select a policy area. You may only select one area for submission. After selecting the appropriate area, click 'Submit' at the bottom of the screen.

The screenshot shows the 'Choose Policy Area' page for the APPAM 41st Annual Fall Research Conference. The header includes the conference name, dates (November 7-9, 2019), and location (Denver, CO). The left sidebar contains the APPAM logo, a 'Poster Control Panel' with the poster ID 29821, and a '5 Steps to submit a Poster' list: 1. Primary Policy Area (selected), 2. Title, 3. Author, 4. Abstract Text, and 5. Confirmation. Below this are links for 'Options' (View Submission, Withdraw), 'Make Another Submission' (Back to Call for Proposals), and 'Help' (Instructions, Report a Technical Issue, Privacy Policy). The main content area is titled 'Choose Policy Area' and 'Primary Policy Area'. It instructs the user to 'Select one from the list below (REQUIRED)' and provides a link for a complete list of areas. A list of 15 policy areas is shown, with 'Methods and Tools of Analysis' selected. At the bottom, a 'Submit' button is circled in red.

41st Annual Fall Research Conference  
Rising to the Challenge: Engaging Diverse Perspectives on Issues and Evidence  
November 7-9, 2019  
Denver, CO

APPAM

Poster Control Panel  
Poster ID: 29821

5 Steps to submit a Poster:

1. Primary Policy Area
2. Title
3. Author
4. Abstract Text
5. Confirmation

Options:  
View Submission  
Withdraw

Make Another Submission:  
Back to Call for Proposals

Help:  
Instructions  
Report a Technical Issue  
Privacy Policy

Date Started:  
2019-02-01 13:35:51

Choose Policy Area

Primary Policy Area

Select one from the list below (REQUIRED)

For a complete list of the areas and descriptions click [here](#).

- ☐ Crime, Justice, and Drugs
- ☐ Education
- ☐ Employment and Training Programs
- ☐ Family and Child Policy
- ☐ Health
- ☐ Housing, Community Development, and Urban Policy
- ☐ Innovations in Science and Technology
- ☒ Methods and Tools of Analysis
- ☐ National Security and Homeland Security
- ☐ Natural Resource, Energy, and Environmental Policy
- ☐ Politics, Media, and the Policy Process
- ☐ Population and Migration Issues
- ☐ Poverty and Income Policy
- ☐ Public and Non-Profit Management and Finance
- ☐ Social Equity and Race

Submit

3. **Poster Title:** You will be asked to enter information on your poster. Please note that all submission communications from APPAM regarding this poster will only be sent to the email address provided as 'Submitter's Email Address'. No other authors from the poster submission will receive submission communications from APPAM. After entering the information and answer the questions, click 'Save'.

The screenshot shows the 'Paper Title' section of the submission page. The left sidebar is identical to the previous screenshot. The main content area is titled 'Paper Title' and asks the user to 'Please enter in Title Case - capitalizing only the first letter in each word.' Below this is a text input field. The next section is 'Submitter's Email Address' with a text input field. Below that is 'Submitter's Name' with a text input field. The 'Submission Information' section asks the user to 'Optional: Select a Secondary Policy Area' and provides a dropdown menu. At the bottom, there is a section for 'Is this presenter a(n):' with radio buttons for Academic, Practitioner, Researcher, and Other. A 'Save' button is circled in red at the bottom right.

41st Annual Fall Research Conference  
Rising to the Challenge: Engaging Diverse Perspectives on Issues and Evidence  
November 7-9, 2019  
Denver, CO

APPAM

Poster Control Panel  
Poster ID: 29821

5 Steps to submit a Poster:

1. Primary Policy Area
2. Title
3. Author
4. Abstract Text
5. Confirmation

Options:  
View Submission  
Withdraw

Make Another Submission:  
Back to Call for Proposals

Help:  
Instructions  
Report a Technical Issue  
Privacy Policy

Date Started:  
2019-02-01 13:35:51

Paper Title

Please enter in Title Case - capitalizing only the first letter in each word.  
Click here for help with special title fonts and characters.

Submitter's Email Address

Submitter's Name

Submission Information

Optional: Select a Secondary Policy Area.  
If your submission falls into more than one policy area, please select a secondary area from the list below. We realize that research isn't always limited to one area, so the multiple areas will help the Program Committee assess the submissions and transfer them to a better-suited area if necessary. The secondary policy area will not be used to identify sessions or papers at the conference.

Is this presenter a(n):

- ☐ Academic
- ☐ Practitioner
- ☐ Researcher
- ☐ Other

Are any of the authors of this paper based outside the US?

Save

The screenshot shows the 'Miscellaneous Questions' section of the submission page. The left sidebar is identical to the previous screenshots. The main content area is titled 'Miscellaneous Questions' and contains three questions with radio button options. The first question is 'Which of the following best describes this paper?' with options: 'Independently authored research paper', 'Official report/publication of an organization', and 'Other'. The second question is 'Are you (the submitter) willing to act as a chair and/or discussant for a session in your area of expertise at the 2019 Fall Conference?' with options: 'Yes, as a chair only', 'Yes, as a discussant only', 'Yes, as either a chair or discussant', and 'No'. The third question is 'Are you (the submitter) willing to serve as a mentor for student members?' with options: 'No' and 'Yes'. Below these questions is an 'Acknowledgements' section with a checkbox for 'I agree to the following:' and a text area for the user to provide details. At the bottom, a 'Save' button is circled in red.

41st Annual Fall Research Conference  
Rising to the Challenge: Engaging Diverse Perspectives on Issues and Evidence  
November 7-9, 2019  
Denver, CO

APPAM

Poster Control Panel  
Poster ID: 29821

5 Steps to submit a Poster:

1. Primary Policy Area
2. Title
3. Author
4. Abstract Text
5. Confirmation

Options:  
View Submission  
Withdraw

Make Another Submission:  
Back to Call for Proposals

Help:  
Instructions  
Report a Technical Issue  
Privacy Policy

Date Started:  
2019-02-01 13:35:51

Last Modified:  
2019-02-01 13:35:52

Which of the following best describes this paper?

- ☐ Independently authored research paper
- ☐ Official report/publication of an organization
- ☐ Other

Miscellaneous Questions

Are you (the submitter) willing to act as a chair and/or discussant for a session in your area of expertise at the 2019 Fall Conference?

- ☐ Yes, as a chair only
- ☐ Yes, as a discussant only
- ☐ Yes, as either a chair or discussant
- ☐ No

Are you (the submitter) willing to serve as a mentor for student members?

- ☐ No
- ☐ Yes

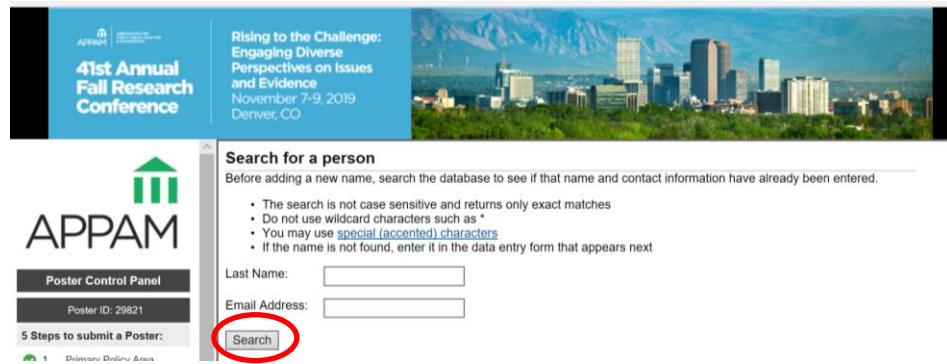
Acknowledgements

I agree to the following:

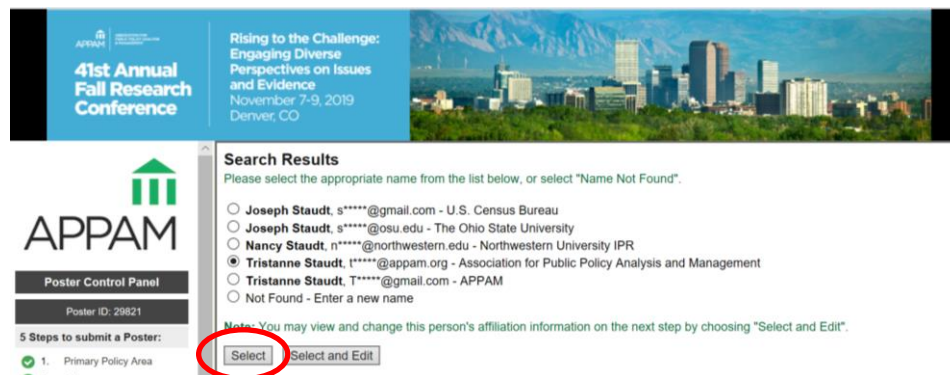
- ☐ I acknowledge that any work presented at the 2019 Fall Research Conference is subject to publication or video recording on social media or APPAM.org.
- ☐ I acknowledge that I am expected to participate in the 2019 Fall Research Conference should my submission be accepted. If I am unable to attend, I agree to notify APPAM and the session leaders at least 30 days before the conference and make all attempts to find a replacement.

Save

4. **Author** – You will need to enter information for each author. To enter an author, enter either their last name or email address into the fields provided, select their role for the poster and click ‘Search’.



From the search results, either select an individual from the results or ‘Not Found’ if the individual does not appear in the search, then click ‘Select’. If you selected ‘Not Found’, you will have to opportunity to enter information for them.



As you select the individuals, they will all show on the screen like below. You will need to designate a Contact Person and Presenting Author before you will be able to move on to the next step. To add more than one author, click 'Add new person'. Once all authors have been added, click 'Abstract Text'.

The screenshot shows the 'Add/Edit People' section of the APPAM submission portal. The header includes the conference logo and title: '41st Annual Fall Research Conference', 'Rising to the Challenge: Engaging Diverse Perspectives on Issues and Evidence', and dates 'November 7-9, 2019' in 'Denver, CO'. A sidebar on the left contains the APPAM logo, a 'Poster Control Panel' with 'Poster ID: 29821', and a '5 Steps to submit a Poster' list: 1. Primary Policy Area, 2. Title, 3. Author, 4. Abstract Text (highlighted with a red circle), and 5. Confirmation. Below the list are 'Options' (View Submission, Withdraw) and 'Make Another Submission' (Back to Call for Proposals). The main content area is titled 'Add/Edit People' and includes 'Instructions' about adding authors and selecting a contact person. A table lists the current author: 'Tristanne Staudt' as the 'Presenting Author'. Below the table is a red circle around the 'Add new person' button. At the bottom, the 'Next step' is 'Abstract Text', also circled in red.

Role	Contact Person	Presenting Author	Person	Edit	Delete
Presenting Author	<input type="radio"/>	<input checked="" type="radio"/>	Tristanne Staudt		

[Add new person](#)

Ultimately, people will be listed in this format:  
**Tristanne Staudt**, Association for Public Policy Analysis and Management

Next step: [Abstract Text](#)

**5. Abstract Text** – Please enter up to 500 words for your abstract text. Once completed, click 'Save and Continue'.

The screenshot shows the 'Abstract Text' section of the APPAM submission portal. The header is identical to the previous screen. The sidebar on the left is also identical, with 'Abstract Text' highlighted in the '5 Steps to submit a Poster' list. The main content area is titled 'Abstract Text' and includes a link to 'show/hide instructions'. Below this is the 'Abstract Text Guidelines' section, which states: 'Please upload an Abstract not to exceed 500 words.' and 'It is recommended that you copy and paste your plain text from another document you have already created and saved.' A rich text editor with various formatting tools (bold, italic, underline, list, link, etc.) is provided for entering the abstract. At the bottom, a red circle highlights the 'Save and Continue' button.

**Abstract Text**

[Click here to show/hide instructions](#)

**Abstract Text Guidelines**  
Please upload an Abstract not to exceed 500 words.  
[Click here for help with special title fonts and characters.](#)  
It is recommended that you copy and paste your plain text from another document you have already created and saved.  
You can apply special formatting using the buttons along the top of the box for subscripts ( $x_2$ ), superscripts ( $x^3$ ), etc.

[Save and Continue](#)

6. **Confirmation:** You will have the opportunity to review your poster submission. Please ensure that all the information listed is correct. When finished, click 'Conclude Submission' at the bottom of the screen to receive your submission confirmation.

41st Annual Fall Research Conference

Rising to the Challenge: Engaging Diverse Perspectives on Issues and Evidence November 7-9, 2019 Denver, CO

APPAM

Poster Control Panel

Poster ID: 29821

5 Steps to submit a Poster:

1. Primary Policy Area
2. Title
3. Author
4. Abstract Text
5. Confirmation

Options:

View Submission

Withdraw

Make Another Submission:

Back to Call for Proposals

Help:

Instructions

Report a Technical Issue

Privacy Policy

Date Started: 2019-02-01 13:35:51

Last Modified: 2019-02-01 13:35:52

Please Check Your Poster One More Time.

Then scroll all the way down to the bottom of this page and click "Conclude Submission".

Test

Tristanne Staudt, Association for Public Policy Analysis and Management

Abstract Text:

lease upload an Abstract not to exceed 500 words.

Click here for help with special title fonts and characters.

It is recommended that you copy and paste your plain text from another document you have already created and saved.

You can apply special formatting using the buttons along the top.lease upload an Abstract not to exceed 500 words.

Click here for help with special title fonts and characters.

It is recommended that you copy and paste your plain text from another document you have already created and saved.

You can apply special formatting using the buttons along the top.lease upload an Abstract not to exceed 500 words.

Click here for help with special title fonts and characters.

It is recommended that you copy and paste your plain text from another document you have already created and saved.

You can apply special formatting using the buttons along the top

Paper Title

Tset

Submitter's Email Address

tstaudt@appam.org

Submitter's Name

Conclude Submission

41st Annual Fall Research Conference

Rising to the Challenge: Engaging Diverse Perspectives on Issues and Evidence November 7-9, 2019 Denver, CO

APPAM

Poster Control Panel

Poster ID: 29821

5 Steps to submit a Poster:

1. Primary Policy Area
2. Title
3. Author
4. Abstract Text
5. Confirmation

Options:

View Submission

Withdraw

Make Another Submission:

Back to Call for Proposals

Help:

Instructions

Report a Technical Issue

Privacy Policy

Date Started: 2019-02-01 13:35:51

Last Modified: 2019-02-01 13:35:52

Please Check Your Poster One More Time.

Then scroll all the way down to the bottom of this page and click "Conclude Submission".

Test

Tristanne Staudt, Association for Public Policy Analysis and Management

Abstract Text:

lease upload an Abstract not to exceed 500 words.

Click here for help with special title fonts and characters.

It is recommended that you copy and paste your plain text from another document you have already created and saved.

You can apply special formatting using the buttons along the top.lease upload an Abstract not to exceed 500 words.

Click here for help with special title fonts and characters.

It is recommended that you copy and paste your plain text from another document you have already created and saved.

You can apply special formatting using the buttons along the top.lease upload an Abstract not to exceed 500 words.

Click here for help with special title fonts and characters.

It is recommended that you copy and paste your plain text from another document you have already created and saved.

You can apply special formatting using the buttons along the top

Paper Title

Tset

Submitter's Email Address

tstaudt@appam.org

Submitter's Name

Conclude Submission

Thank you for submitting your proposal for the 2019 Fall Research Conference! After submitting your proposed poster, you will receive an email with the link to your submission. You may make any edits you'd like to the submission until the deadline of **April 11, 2019**. After that date, all submissions will be closed and edits may not be made.